



**REGIONAL INSTITUTE OF EDUCATION, BHUBANESWAR**  
(National Council of Educational Research and Training)

| University Examination Result - 2021-2022 |  |                 |        |        |
|---|--|-----------------|--------|--------|
| Sl. No.                                   | Examination                            | No. of Students |        | Pass % |
|   |  | Appeared        | Passed |        |
| 1   | M.Ed. 1st Sem 2020-2021                | 36              | 35     | 97.22  |
|   | M.Ed. 2nd Sem 2021-2022                | 35              | 33     | 94.29  |
|   | M.Ed. 3rd Sem 2020-2021                | 30              | 30     | 100.00 |
|   | M.Ed. 4th Sem 2021-2022                | 28              | 28     | 100.00 |
| 2   | 2 Yr. B.Ed. Arts/Sc. 1st Sem 2020-2021 | 107             | 106    | 99.07  |
|   | 2 Yr. B.Ed. Arts/Sc. 2nd Sem 2021-2022 | 106             | 105    | 99.06  |
|   | 2 Yr. B.Ed. Arts/Sc. 3rd Sem 2020-2021 | 107             | 107    | 100.00 |
|   | 2 Yr. B.Ed. Arts/Sc. 4th Sem 2021-2022 | 107             | 107    | 100.00 |
| 3   | 4 Yr.B.A.B.Ed. 1st Sem. 2020-2021      | 50              | 49     | 98.00  |
|   | 4 Yr.B.A.B.Ed. 2nd Sem. 2021-2022      | 50              | 50     | 100.00 |
|   | 4 Yr.B.A.B.Ed. 3rd Sem. 2020-2021      | 52              | 48     | 92.31  |
|   | 4 Yr.B.A.B.Ed. 4th Sem. 2021-2022      | 51              | 46     | 90.20  |
|   | 4 Yr.B.A.B.Ed. 5th Sem. 2020-2021      | 48              | 47     | 97.92  |
|   | 4 Yr.B.A.B.Ed. 6th Sem. 2021-2022      | 48              | 46     | 95.83  |
|   | 4 Yr.B.A.B.Ed. 7th Sem. 2020-2021      | 47              | 47     | 100.00 |
|   | 4 Yr.B.A.B.Ed. 8th Sem. 2021-2022      | 47              | 47     | 100.00 |
| 4   | 4 Yr. B.Sc.B.Ed. 1st Sem 2020-2021     | 100             | 89     | 89.00  |
|   | 4 Yr. B.Sc.B.Ed. 2nd Sem 2021-2022     | 100             | 88     | 88.00  |
|   | 4 Yr. B.Sc.B.Ed. 3rd Sem 2020-2021     | 95              | 80     | 84.21  |
|   | 4 Yr. B.Sc.B.Ed. 4th Sem 2021-2022     | 92              | 88     | 95.65  |
|   | 4 Yr. B.Sc.B.Ed. 5th Sem 2020-2021     | 99              | 92     | 92.93  |
|   | 4 Yr. B.Sc.B.Ed. 6th Sem 2021-2022     | 99              | 92     | 92.93  |
|   | 4 Yr. B.Sc.B.Ed. 7th Sem 2020-2021     | 96              | 95     | 98.96  |
|   | 4 Yr. B.Sc.B.Ed. 8th Sem 2021-2022     | 96              | 93     | 96.88  |


  
प्रभारी शैक्षणिक अनुभाग  
In-Charge Academic Section  
क्षेत्रीय शिक्षा संस्थान (एन.सी.ई.आर.टी.)  
Regional Institute of Education (NCERT)  
भुवनेश्वर / Bhubaneswar-751022



**REGIONAL INSTITUTE OF EDUCATION, BHUBANESWAR**  
(National Council of Educational Research and Training)

University Examination Result - 2020-2021

| Sl.No. | Examination                            | No. of Students |        | Pass % |
|--------|--|-----------------|--------|--------|
|        |  | Appeared        | Passed |        |
| 1      | M.Ed. 1st Sem 2020-2021                | 33              | 32     | 96.97  |
|        | M.Ed. 2nd Sem 2021                     | 32              | 28     | 87.50  |
|        | M.Ed. 3rd Sem 2020-2021                | 32              | 30     | 93.75  |
|        | M.Ed. 4th Sem 2021                     | 32              | 30     | 93.75  |
| 2      | 2 Yr. B.Ed. Arts/Sc. 1st Sem 2020-2021 | 107             | 107    | 100.00 |
|        | 2 Yr. B.Ed. Arts/Sc. 2nd Sem 2021      | 107             | 107    | 100.00 |
|        | 2 Yr. B.Ed. Arts/Sc. 3rd Sem 2020-2021 | 100             | 100    | 100.00 |
|        | 2 Yr. B.Ed. Arts/Sc. 4th Sem 2021      | 100             | 100    | 100.00 |
| 3      | 4 Yr.B.A.B.Ed. 1st Sem. 2020-2021      | 58              | 58     | 100.00 |
|        | 4 Yr.B.A.B.Ed. 2nd Sem. 2021           | 52              | 52     | 100.00 |
|        | 4 Yr.B.A.B.Ed. 3rd Sem. 2020-2021      | 50              | 49     | 98.00  |
|        | 4 Yr.B.A.B.Ed. 4th Sem. 2021           | 49              | 49     | 100.00 |
|        | 4 Yr.B.A.B.Ed. 5th Sem. 2020-2021      | 47              | 47     | 100.00 |
|        | 4 Yr.B.A.B.Ed. 6th Sem. 2021           | 47              | 47     | 100.00 |
|        | 4 Yr.B.A.B.Ed. 7th Sem. 2020-2021      | 48              | 48     | 100.00 |
|        | 4 Yr.B.A.B.Ed. 8th Sem. 2021           | 48              | 47     | 97.92  |
| 4      | 4 Yr. B.Sc.B.Ed. 1st Sem 2020-2021     | 130             | 126    | 96.92  |
|        | 4 Yr. B.Sc.B.Ed. 2nd Sem 2021          | 97              | 97     | 100.00 |
|        | 4 Yr. B.Sc.B.Ed. 3rd Sem 2020-2021     | 111             | 110    | 99.10  |
|        | 4 Yr. B.Sc.B.Ed. 4th Sem 2021          | 98              | 98     | 100.00 |
|        | 4 Yr. B.Sc.B.Ed. 5th Sem 2020-2021     | 99              | 99     | 100.00 |
|        | 4 Yr. B.Sc.B.Ed. 6th Sem 2021          | 97              | 97     | 100.00 |
|        | 4 Yr. B.Sc.B.Ed. 7th Sem 2020-2021     | 95              | 95     | 100.00 |
|        | 4 Yr. B.Sc.B.Ed. 8th Sem 2021          | 95              | 93     | 97.89  |

  
प्रभारी शैक्षणिक अनुभाग  
In-Charge Academic Section  
क्षेत्रीय शिक्षा संस्थान (एन. सी. ई. आर. टी.)  
Regional Institute of Education (NCERT)  
भुवनेश्वर / Bhubaneswar-751022



**REGIONAL INSTITUTE OF EDUCATION, BHUBANESWAR**  
(National Council of Educational Research and Training)

**University Examination Result - 2019-2020**

| Sl.No. | Examination                       | No. of Students |        | Pass % |
|--------|-----------------------------------|-----------------|--------|--------|
|        |                                   | Appeared        | Passed |        |
| 1      | M.Ed. 1st Sem 2019                | 32              | 32     | 100.00 |
|        | M.Ed. 2nd Sem 2020                | 32              | 32     | 100.00 |
|        | M.Ed. 3rd Sem 2019                | 31              | 31     | 100.00 |
|        | M.Ed. 4th Sem 2020                | 30              | 28     | 93.33  |
| 2      | 2 Yr. B.Ed. Arts/Sc. 1st Sem 2019 | 102             | 102    | 100.00 |
|        | 2 Yr. B.Ed. Arts/Sc. 2nd Sem 2020 | 100             | 100    | 100.00 |
|        | 2 Yr. B.Ed. Arts/Sc. 3rd Sem 2019 | 94              | 94     | 100.00 |
|        | 2 Yr. B.Ed. Arts/Sc. 4th Sem 2020 | 96              | 94     | 97.92  |
| 3      | 4 Yr.B.A.B.Ed. 1st Sem. 2019      | 50              | 44     | 88.00  |
|        | 4 Yr.B.A.B.Ed. 2nd Sem. 2020      | 51              | 45     | 88.24  |
|        | 4 Yr.B.A.B.Ed. 3rd Sem. 2019      | 49              | 47     | 95.92  |
|        | 4 Yr.B.A.B.Ed. 4th Sem. 2020      | 48              | 48     | 100.00 |
|        | 4 Yr.B.A.B.Ed. 5th Sem. 2019      | 48              | 48     | 100.00 |
|        | 4 Yr.B.A.B.Ed. 6th Sem. 2020      | 48              | 48     | 100.00 |
|        | 4 Yr.B.A.B.Ed. 7th Sem. 2019      | 49              | 49     | 100.00 |
|        | 4 Yr.B.A.B.Ed. 8th Sem. 2020      | 49              | 49     | 100.00 |
| 4      | 4 Yr. B.Sc.B.Ed. 1st Sem 2019     | 125             | 97     | 77.60  |
|        | 4 Yr. B.Sc.B.Ed. 2nd Sem 2020     | 107             | 100    | 93.46  |
|        | 4 Yr. B.Sc.B.Ed. 3rd Sem 2019     | 104             | 94     | 90.38  |
|        | 4 Yr. B.Sc.B.Ed. 4th Sem 2020     | 103             | 101    | 98.06  |
|        | 4 Yr. B.Sc.B.Ed. 5th Sem 2019     | 97              | 94     | 96.91  |
|        | 4 Yr. B.Sc.B.Ed. 6th Sem 2020     | 94              | 94     | 100.00 |
|        | 4 Yr. B.Sc.B.Ed. 7th Sem 2019     | 107             | 106    | 99.07  |
|        | 4 Yr. B.Sc.B.Ed. 8th Sem 2020     | 101             | 100    | 99.01  |


प्रभारी शैक्षणिक अनुभाग  
In-Charge Academic Section  
क्षेत्रीय शिक्षा संस्थान(एन.सी.ई.आर.टी.)  
Regional Institute of Education(NCERT)  
भुवनेश्वर / Bhubaneswar-751022



**REGIONAL INSTITUTE OF EDUCATION, BHUBANESWAR**  
(National Council of Educational Research and Training)

**University Examination Result - 2018-19**

| Sl.No. | Examination                       | No. of Students |        | Pass % |
|--------|-----------------------------------|-----------------|--------|--------|
|        |                                   | Appeared        | Passed |        |
| 1      | M.Ed. 1st Sem 2018                | 30              | 30     | 100.00 |
|        | M.Ed. 2nd Sem 2019                | 30              | 28     | 93.33  |
|        | M.Ed. 3rd Sem 2018                | 28              | 27     | 96.43  |
|        | M.Ed. 4th Sem 2019                | 26              | 26     | 100.00 |
| 2      | 2 Yr. B.Ed. Arts/Sc. 1st Sem 2018 | 94              | 92     | 97.87  |
|        | 2 Yr. B.Ed. Arts/Sc. 2nd Sem 2019 | 94              | 93     | 98.94  |
|        | 2 Yr. B.Ed. Arts/Sc. 3rd Sem 2018 | 96              | 96     | 100.00 |
|        | 2 Yr. B.Ed. Arts/Sc. 4th Sem 2019 | 95              | 95     | 100.00 |
| 3      | 4 Yr.B.A.B.Ed. 1st Sem. 2018      | 58              | 57     | 98.28  |
|        | 4 Yr.B.A.B.Ed. 2nd Sem. 2019      | 54              | 51     | 94.44  |
|        | 4 Yr.B.A.B.Ed. 3rd Sem. 2018      | 48              | 46     | 95.83  |
|        | 4 Yr.B.A.B.Ed. 4th Sem. 2019      | 49              | 47     | 95.92  |
|        | 4 Yr.B.A.B.Ed. 5th Sem. 2018      | 48              | 48     | 100.00 |
|        | 4 Yr.B.A.B.Ed. 6th Sem. 2019      | 48              | 46     | 95.83  |
|        | 4 Yr.B.A.B.Ed. 7th Sem. 2018      | 48              | 47     | 97.92  |
|        | 4 Yr.B.A.B.Ed. 8th Sem. 2019      | 48              | 45     | 93.75  |
| 4      | 4 Yr. B.Sc.B.Ed. 1st Sem 2018     | 107             | 81     | 75.70  |
|        | 4 Yr. B.Sc.B.Ed. 2nd Sem 2019     | 103             | 75     | 72.82  |
|        | 4 Yr. B.Sc.B.Ed. 3rd Sem 2018     | 96              | 88     | 91.67  |
|        | 4 Yr. B.Sc.B.Ed. 4th Sem 2019     | 96              | 85     | 88.54  |
|        | 4 Yr. B.Sc.B.Ed. 5th Sem 2018     | 101             | 98     | 97.03  |
|        | 4 Yr. B.Sc.B.Ed. 6th Sem 2019     | 100             | 100    | 100.00 |
|        | 4 Yr. B.Sc.B.Ed. 7th Sem 2018     | 96              | 90     | 93.75  |
|        | 4 Yr. B.Sc.B.Ed. 8th Sem 2019     | 96              | 90     | 93.75  |


  
प्रभारी शैक्षणिक अनुभाग  
In-Charge Academic Section  
क्षेत्रीय शिक्षा संस्थान(एन.सी.ई.आर.टी.)  
Regional Institute of Education(NCERT)  
भुवनेश्वर / Bhubaneswar-751022



**REGIONAL INSTITUTE OF EDUCATION, BHUBANESWAR**  
(National Council of Educational Research and Training)

**University Examination Result - 2017-18**

| Sl. No. | Course                       | No. of Students Appeared | No. of Students Passed | Pass Percentage |
|---------|------------------------------|--------------------------|------------------------|-----------------|
| 1       | M.Ed. 1st Sem                | 32                       | 32                     | 100.00          |
|         | M.Ed. 2nd Sem                | 30                       | 29                     | 96.67           |
|         | M.Ed. 3rd Sem                | 30                       | 30                     | 100.00          |
|         | M.Ed. 4th Sem                | 30                       | 29                     | 96.67           |
| 2       | 2 Yr. B.Ed. Arts/Sc. 1st Sem | 99                       | 99                     | 100.00          |
|         | 2 Yr. B.Ed. Arts/Sc. 2nd Sem | 94                       | 93                     | 98.94           |
|         | 2 Yr. B.Ed. Arts/Sc. 3rd Sem | 94                       | 94                     | 100.00          |
|         | 2 Yr. B.Ed. Arts/Sc. 4th Sem | 94                       | 94                     | 100.00          |
| 3       | 4 Yr.B.A.B.Ed. 1st Sem.      | 48                       | 39                     | 81.25           |
|         | 4 Yr.B.A.B.Ed. 2nd Sem.      | 48                       | 44                     | 91.67           |
|         | 4 Yr.B.A.B.Ed. 3rd Sem.      | 48                       | 48                     | 100.00          |
|         | 4 Yr.B.A.B.Ed. 4th Sem.      | 48                       | 48                     | 100.00          |
|         | 4 Yr.B.A.B.Ed. 5th Sem.      | 49                       | 49                     | 100.00          |
|         | 4 Yr.B.A.B.Ed. 6th Sem.      | 48                       | 48                     | 100.00          |
|         | 4 Yr.B.A.B.Ed. 7th Sem.      | 49                       | 49                     | 100.00          |
|         | 4 Yr.B.A.B.Ed. 8th Sem.      | 49                       | 49                     | 100.00          |
| 4       | 4 Yr. B.Sc.B.Ed. 1st Sem     | 95                       | 83                     | 87.37           |
|         | 4 Yr. B.Sc.B.Ed. 2nd Sem     | 100                      | 95                     | 95.00           |
|         | 4 Yr. B.Sc.B.Ed. 3rd Sem     | 103                      | 101                    | 98.06           |
|         | 4 Yr. B.Sc.B.Ed. 4th Sem     | 102                      | 102                    | 100.00          |
|         | 4 Yr. B.Sc.B.Ed. 5th Sem     | 104                      | 104                    | 100.00          |
|         | 4 Yr. B.Sc.B.Ed. 6th Sem     | 100                      | 100                    | 100.00          |
|         | 4 Yr. B.Sc.B.Ed. 7th Sem     | 100                      | 100                    | 100.00          |
|         | 4 Yr. B.Sc.B.Ed. 8th Sem     | 101                      | 96                     | 95.05           |

  
प्रभारी शैक्षणिक अनुभाग  
In-Charge Academic Section  
क्षेत्रीय शिक्षा संस्थान (एन. सी. ई. आर. टी.)  
Regional Institute of Education (NCERT)  
भुवनेश्वर / Bhubaneswar-751022