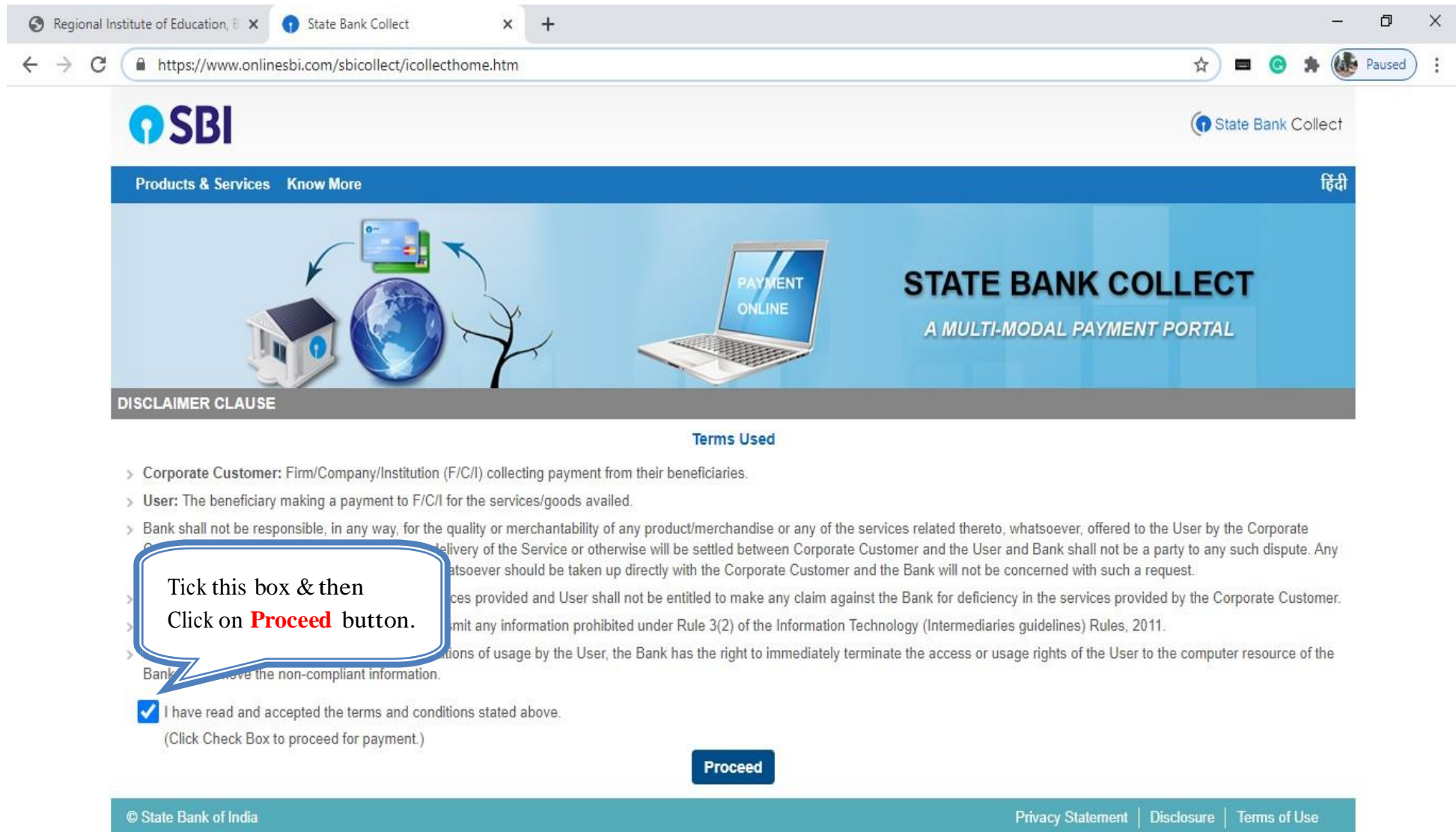


The Online Fees Deposit process of **D.M School, RIE, Bhubaneswar** for the session 2021-22 is described below. Follow the steps as per the given instructions and deposit the required amount of fees on SBI Collect. After the deposit of the fees, save the receipt of the transaction for future reference.

Click on this given link or type the given URL on the browser to go the home page SBI Collect and follow the steps as shown in the figure.

<https://www.onlinesbi.com/sbicollect/icollecthome.htm>



The screenshot shows a web browser window with the URL <https://www.onlinesbi.com/sbicollect/icollecthome.htm>. The page header includes the SBI logo and "State Bank Collect". Below the header, there is a banner with the text "STATE BANK COLLECT A MULTI-MODAL PAYMENT PORTAL" and an illustration of a laptop displaying "PAYMENT ONLINE".

The main content area is titled "DISCLAIMER CLAUSE" and "Terms Used". It contains several bullet points:

- > **Corporate Customer:** Firm/Company/Institution (F/C/I) collecting payment from their beneficiaries.
- > **User:** The beneficiary making a payment to F/C/I for the services/goods availed.
- > Bank shall not be responsible, in any way, for the quality or merchantability of any product/merchandise or any of the services related thereto, whatsoever, offered to the User by the Corporate Customer. The delivery of the Service or otherwise will be settled between Corporate Customer and the User and Bank shall not be a party to any such dispute. Any request whatsoever should be taken up directly with the Corporate Customer and the Bank will not be concerned with such a request.
- > Bank shall not be responsible for the services provided and User shall not be entitled to make any claim against the Bank for deficiency in the services provided by the Corporate Customer.
- > Bank shall not accept any information prohibited under Rule 3(2) of the Information Technology (Intermediaries guidelines) Rules, 2011.
- > Bank reserves the right to terminate the access or usage rights of the User to the computer resource of the Bank if the User violates the conditions of usage by the User, the Bank has the right to immediately terminate the access or usage rights of the User to the computer resource of the Bank if the User provides the non-compliant information.

At the bottom of the disclaimer section, there is a checkbox that is checked, with the text: "I have read and accepted the terms and conditions stated above. (Click Check Box to proceed for payment.)"

Below the checkbox is a blue button labeled "Proceed".

A blue callout box with a white background and a blue border is overlaid on the page, containing the text: "Tick this box & then Click on **Proceed** button."

The footer of the page includes the text "© State Bank of India" on the left and "Privacy Statement | Disclosure | Terms of Use" on the right.



State Bank Collect

27-Aug-2020 [07:00 PM IST]

Select State and Type of Corporate / Institution

State of Corporate / Institution \*

Odisha

Choose your state **Odisha** from the menu

Type of Corporate / Institution \*

Educational Institutions

Choose the type of Institution as **Educational Institution** and then press **Go** button

Go

- Mandatory fields are marked with an asterisk (\*)
- State Bank Collect is a unique service for paying online to educational institutions, temples, charities and/or any other corporates/institutions who maintain their accounts with the Bank.



State Bank Collect

Select from Educational Institutions

Educational Institutions Name \*

RIE BHUBANESWAR

Choose the name of educational institution as **RIE BHUBANESWAR** from the menu and click **Submit** button

Submit Back


Mandatory fields are marked with an asterisk (\*)



State Bank Collect - State Bank Mops

State Bank Collect / State Bank Collect [Exit](#)

State Bank Collect 27-Aug-2020 [07:03 PM IST]

 RIE BHUBANESWAR  
SACHIVALAYA MARG, BHOI NAGAR, , BHUBANESWAR

Select Payment Category as **DM SCHOOL FEE COLLECTION** from the menu. Then the next deposit screen will appear.

Provide details of payment

Select Payment Category \*

-- Select Category --

- Select Category --
- DM SCHOOL FEE COLLECTION

Mandatory fields are marked with an asterisk (\*)  
The payment structure document if available will be displayed during the payment process.  
Date specified(if any) should be in the format of dd/mm/yyyy

**State Bank Collect** 27-Aug-2020 [07:03 PM IST]



**RIE BHUBANESWAR**  
SACHIVALAYA MARG,BHOI NAGAR, , BHUBANESWAR-751022

Provide details of payment

Select Payment Category *	D M SCHOOL FEE COLLEC ▾
Roll No *	<input type="text"/>
Name of the Student *	<input type="text"/>
Class *	--Select Class-- ▾
Stream *	--Select Stream-- ▾
Section *	--Select Section-- ▾
Gender *	--Select Gender-- ▾
Whether Differently Abled *	--Select Whether Differently Abled-- ▾
DMS ADMISSION FEE -READMISSION FEE *	--Select DMS ADMISSION FEE-- ▾
DMS MAGAZINE DIARY FEE *	--Select DMS MAGAZINE DIARY FEE-- ▾
DMS STUDENT DIARY *	--Select DMS STUDENT DIARY FEE-- ▾
DMS EXAMINATION FEE *	--Select DMS EXAMINATION FEE-- ▾

This is format of Challan for depositing the fees. First the candidate has to enter his/her details like **name**, **class** (as LPP), **roll no** (as 9999), **section (OTHER)**, **Stream** (as **OTHER**) etc. All the heads of challan are mentioned here and one can deposit the require amount of fee by choosing it from the drop down menu of the appropriate head. Go through the notice properly before depositing the fees.

DMS EXAMINATION FEE *	--Select DMS EXAMINATION FE
DMS TUITION FEES *	--Select DMS TUITION FEES-->
DMS IDENTITY CARD *	--Select DMS IDENTITY CARD>
DMS FEE FOR DUPLI CERTIFICATE *	--Select DMS FEE FOR DUPLM
DMS FEE FOR APPLI FORM *	--Select DMS FEE FOR APPLI
DMS PUPILS FUND *	--Select DMS PUPILS FUND-->
DMS T C FEES *	--Select DMS T C FEES-->
DMS SCIENCE FEES *	--Select DMS SCIENCE FEES>
DMS LABORATORY FEES *	--Select DMS LABORATORY FE
DMS WORK EXP -COMP FEES *	--Select DMS WORK EXP -CO
DMS CBSE EXAM FEES	
DMS CBSE REGISTRATION FEES	
DMS CBSE PRACTICAL FEE	
DMS CBSE MIGRATION FEES	
DMS MISCELLANEOUS FEES	
Remarks	

Heads of fees continue from the previous page.



Regional Institute of Education, E x State Bank Collect x +


onlinesbi.com/sbicollect/payment/showpaymentdetails.htm

DMS MISCELLANEOUS FEES

Remarks

Please enter your Name, Date of Birth (For Personal Banking) / Incorporation (For Corporate Banking) & Mobile Number. This is required to reprint your e-receipt / remittance(PAP) form, if the need arises.

Name \*

Date Of Birth / Incorporation \*  

Mobile Number \*

Email Id

Enter the text as shown in the image \*  **B1CAB**

**Submit** **Reset** **Back**

- Mandatory fields are marked with an asterisk (\*)
- The payment structure document if available will contain detailed instructions about the online payment process.
- Date specified(if any) should be in the format of 'ddmmyyyy'. Eg., 02082008
- For Amount fields, only numbers are allowed and for free text fields (mandatory), following special characters are allowed: . / @ - \_ &

© State Bank of India Privacy Statement | Disclosure | Terms of Use

Heads of fees continue from the previous page.

These details are to be filled by the candidate for getting the e- receipt any time in the future and then click on **Submit** button to go for payment.



**RIE BHUBANESWAR**  
SACHINLAKSHMIWADIBHICHI NAGAR, BHUBANESWAR-751022  
Date: 05-Sep-2020

**e-Receipt for State Bank Collect Payment**

SBCollect Reference Number	[REDACTED]
Bank Reference Number	[REDACTED]
Category	D M SCHOOL FEE COLLECTION
Roll No	9999
Name of the Student	[REDACTED]
Class	XI
Stream	Science
Section	A
Gender	Boy
Whether Differently Abled	No
DMS ADMISSION FEE - READMISSION FEE	100
DMS MAGAZINE FEE	100
DMS STUDENT DIARY	100
DMS EXAMINATION FEE	200
DMS TUITION FEES	2400
DMS IDENTITY CARD	50
DMS FEE FOR DUPLI CERTIFICATE	0
DMS FEE FOR APPLI FORM	0
DMS PUPIL'S FUND	6000
DMS T O FEE'S	0
DMS SCIENCE FEES	6000
DMS LABORATORY FEES	250
DMS WORK EXP_COMP FEES	1000
Transaction charge	11.80
Total Amount (In Figure)	11,261.80
Total Amount (In Words)	Rupees Eleven Thousand Two Hundred Sixty One and Paise Eighty Only
Remarks	
Notification 1	
Notification 2	

Print Close

Format of **e-Receipt** generated after successful transaction.